



### District Report Card: 2017


<b>State:</b> Punjab	<b>District:</b> Firozpur
<b>Class:</b> 5	<b>Subject:</b> Language
<b>Schools:</b> 61	<b>Students:</b> 1137


### Participation/Coverage


#### Students

<div>GENDER</div> <div></div>	Boys		Girls	
	Number	%	Number	%
	569	50.04	568	49.96

<div>AREA</div> <div></div>	Rural		Urban	
	Number	%	Number	%
	882	77.57	255	22.43

<div>CATEGORY</div> <div></div>	SC		ST		OBC		GEN	
	Number	%	Number	%	Number	%	Number	%
	986	86.72	2	0.18	49	4.31	100	8.80

<div>CWSN</div> <div></div>	LD	VI	HI	S&LD	ID	Oth
	0	0	7	5	20	8

<div>Management</div> <div></div>	Government		Government-aided	
	Number	%	Number	%
	1080	94.99	57	5.01

### Average Performance of Students in Language (%)

Overall	Gender		Area		Management		Social Group			
	Male	Female	Rural	Urban	Govt.	Aided	SC	ST	OBC	GEN
60.79	58.64	62.95	61.27	59.14	61.17	53.57	60.59	56.67	62.72	61.87

## Performance on Learning Outcomes (LOs)

Learning Outcomes	Description	Average Performance(%)
L504	Reads and comprehends independently storybooks, news items/ headlines, advertisements etc.	50.62
L508	Reads text with comprehension, locates details and sequence of events	65.88

Range of Performance of Students who Answered Correctly							
Below 30%		30% - 50%		50% - 75%		Above 75%	
Number	%	Number	%	Number	%	Number	%
92	8.09	262	23.04	506	44.50	277	24.36

## Lowest Performing Learning Outcomes (LOs)

- 1 - Reads and comprehends independently storybooks, news items/ headlines, advertisements etc. (50.62)
- 2 - Reads text with comprehension, locates details and sequence of events (65.88)